

PK 15500 PERFORMANCE

**UNIT LOADS ARE
ITS SPECIALITY**

LIFETIME EXCELLENCE



LIFETIME EXCELLENCE

PALFINGER loader cranes are convincing due to their superior life-cycle performance. They are the most economical and also the most reliable over the entire product life. From solution finding to resale.

- **Better solutions**
- **Better efficiency**
- **Better ergonomics**
- **Higher availability**
- **More reliability**
- **Better ecology**
- **Higher serviceability**
- **Higher value retention**



FUNCTIONALITY IS IN THE FOREFRONT

The new PK 15500 Performance is the ideal crane for handling unit loads. It can lift light machinery and heavy structural components with ease. Thanks to years of practical experience and PALFINGER technical know-how it brings high efficiency to any job!





EVERY TECHNICAL DETAIL IS RIGHT

7 Highlights



High Speed Extension

For efficient assignments

The High Speed Extension speeds up the extension boom system. Crane works faster and more efficiently.



Internally routed oil ducts

Maximum protection thanks to compact design

On the multiple extensions there are no hydraulic hoses between the cylinders. The internally routed oil passages make it possible to have a compact boom design.



Extension system

Height compensation

The extension cylinders are guided in Jordal rails over rollers.



Outrigger width

For optimum stability

The PK 15500 Performance fits onto all normal truck chassis designs. Three outrigger widths are possible: 4.6 m (15' 1") mechanical, 5.6 m (18' 4") and 6.6 m



Ergonomic crane control

All Information at a glance

The operating levers for all crane functions are ergonomically arranged on the console. This provides comfortable, efficient working. The control console is mounted so that it is easy to service.

Central lubrication

Optimised lubrication

For all bearings on the base frame.



Hose equipment for accessories

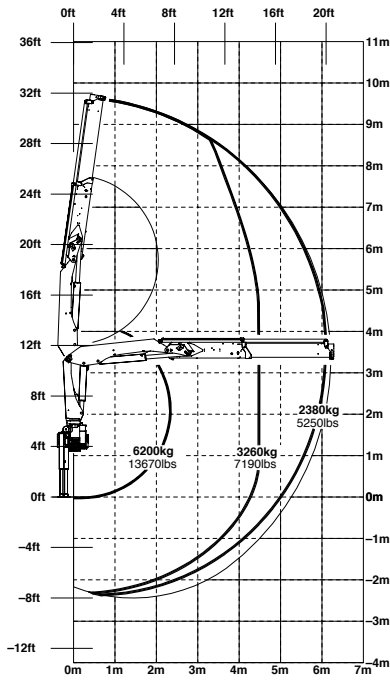
Versatile and user-friendly

With this option you can provide the oil supply to accessories. The hoses are routed in compact troughs and plastic link chains. They are thus optimally protected.

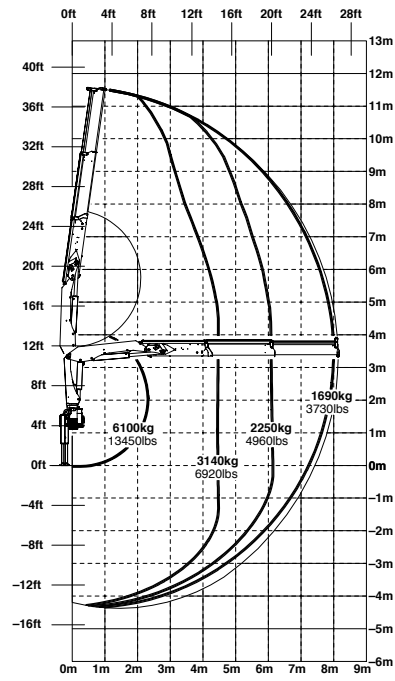
PK 15500

PERFORMANCE

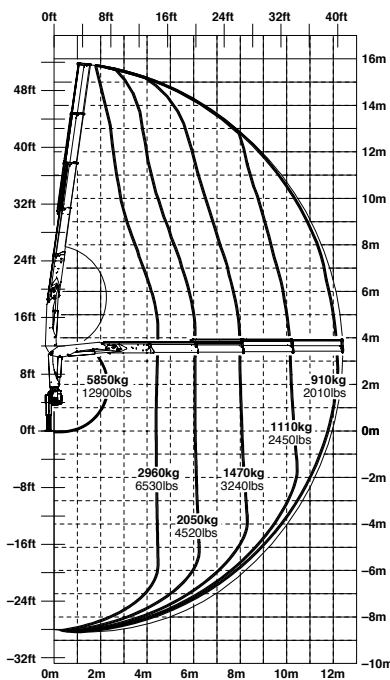
STD



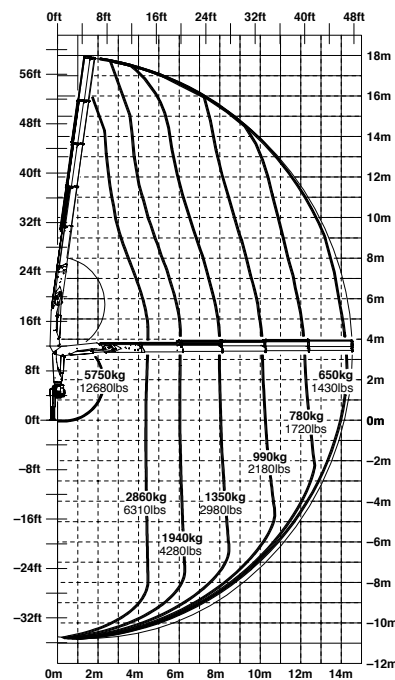
A



C

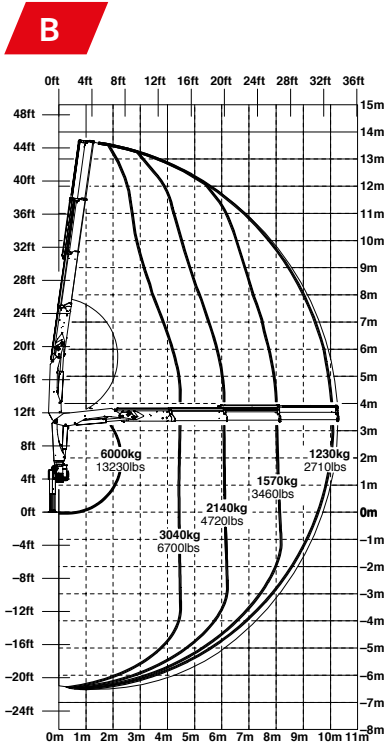


D



The reaches are indicated for a 20° main boom position and are therefore not the maximum ones.

Lifting capacities



max.		STD	
2.0 m	6' 7"	6200 kg	13670 lbs
4.5 m	14' 9"	3260 kg	7190 lbs
6.1 m	20' 0"	2380 kg	5250 lbs

max.		A	
2.0 m	6' 7"	6100 kg	13450 lbs
4.5 m	14' 9"	3140 kg	6920 lbs
6.1 m	20' 0"	2250 kg	4960 lbs
8.0 m	26' 3"	1690 kg	3730 lbs

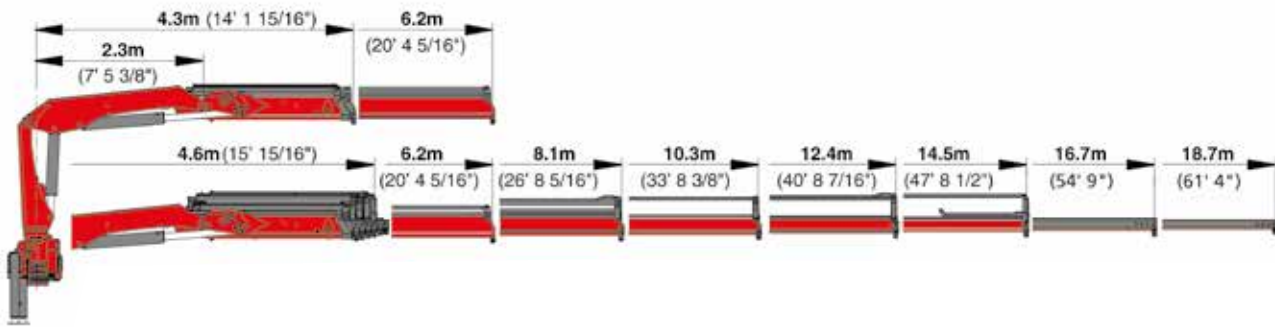
max.		B	
2.0 m	6' 7"	6000 kg	13230 lbs
4.5 m	14' 9"	3040 kg	6700 lbs
6.1 m	20' 0"	2140 kg	4720 lbs
8.0 m	26' 3"	1570 kg	3460 lbs
10.1 m	33' 2"	1230 kg	2710 lbs
12.3 m*	40' 4"	930 kg	2050 lbs
14.4 m*	47' 3"	740 kg	1630 lbs
16.6 m*	54' 6"	600 kg	1320 lbs

max.		C	
2.0 m	6' 7"	5850 kg	12900 lbs
4.5 m	14' 9"	2960 kg	6530 lbs
6.1 m	20' 0"	2050 kg	4520 lbs
8.0 m	26' 3"	1470 kg	3240 lbs
10.1 m	33' 2"	1110 kg	2450 lbs
12.2 m	40' 0"	910 kg	2010 lbs
14.3 m*	46' 11"	710 kg	1570 lbs
16.5 m*	54' 2"	580 kg	1280 lbs
18.4 m*	60' 4"	480 kg	1060 lbs

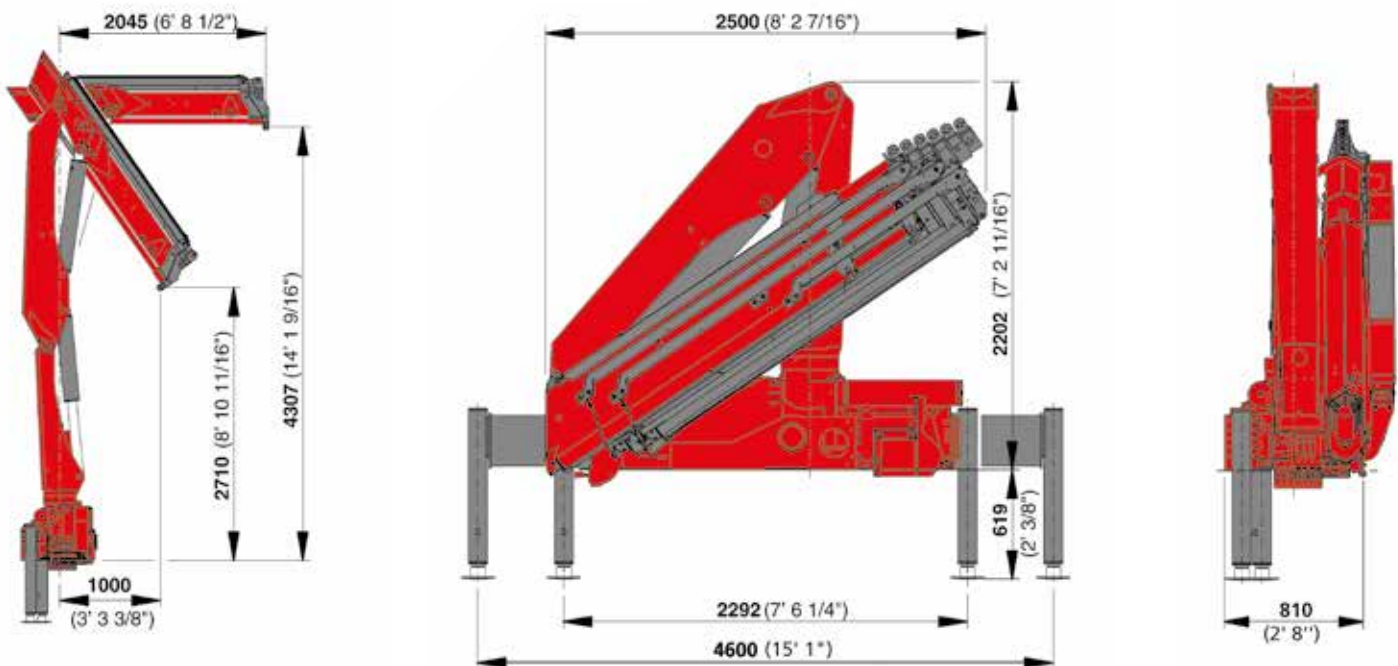
max.		D	
2.0 m	6' 7"	5750 kg	12680 lbs
4.5 m	14' 9"	2860 kg	6310 lbs
6.1 m	20' 0"	1940 kg	4280 lbs
8.0 m	26' 3"	1350 kg	2980 lbs
10.1 m	33' 2"	990 kg	2180 lbs
12.2 m	40' 0"	780 kg	1720 lbs
14.3 m	46' 11"	650 kg	1430 lbs
16.5 m*	54' 2"	520 kg	1150 lbs
18.4 m*	60' 4"	430 kg	950 lbs

PERFECT DIMENSIONS

EXTENSION BOOM VARIATIONS



DIMENSIONS



Technical specifications

EN 12999 H1-B3

PK 15500

Max. lifting moment	14.6 mt/143.2 kNm	105580 ft.lbs
Max. lifting capacity	6200 kg/60.8 kN	13670 lbs
Max. hydraulic outreach	14.5 m	47' 7"
Max. outreach	18.8 m	61' 8"
Slewing angle	420°	
Slewing torque	1.8 mt/17.7 kNm	13050 ft.lbs
Stabiliser spread (std./max.)	4.6 m/6.6 m	15' 1"/21' 8"
Fitting space required (std.)	0,78 m	2' 7"
Width folded	2.5 m	8' 2"
Max. operating pressure	300 bar	4350 psi
Recommended pump capacity	from 40 l/min to 60 l/min	10.6 US gal./min 15.9 US gal./min
Dead weight (std.)	1633 kg	3600 lbs

Optional

- The PALFINGER radio control system with digital data transmission
- The PALTRONIC 50 electronic control system
- The hydraulic overload safety device
- Hose equipment for accessories

KP-PK15500M2+EN

Cranes shown in the leaflet are partially optional equipped and do not always correspond to the standard version. Country-specific regulations must be observed. Dimensions may vary. Subject to technical changes, errors and translation mistakes.